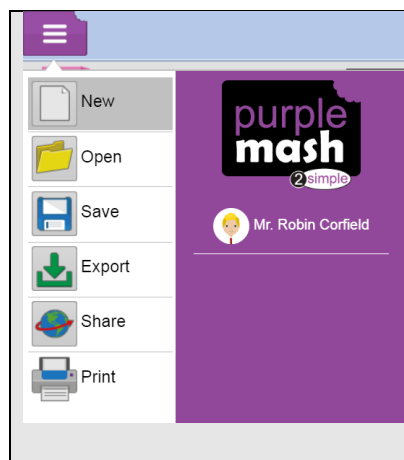




Year 2 Suggested Home Learning Tasks

Week 2

Week beginning
30.3.2020



Just a quick note to say hello and to say that we miss having you all at school! I hope that you are all safe and well and looking after each other!

There are plenty of things that you can do to help you learn at home and many children have been doing wonderful work which I can see and respond to on Purple Mash. The activities below can help you learn about some of the things that we have been doing in Year 2, but there are many other online resources and things that you have about the house which will help you to learn too! If you do create your own work on Purple Mash -you can share it by clicking the purple button at the top of the screen (see pic) and then save to Year 2C. This work can then be approved to the online Stowlawn or Year 2 display board

Maths

MEASURES

LI: I can measure length, weight and capacity using standard units

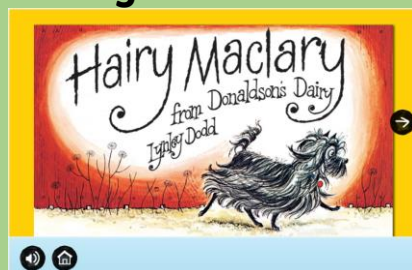
Length	Weight	Capacity
cm and m	g and kg	ml and l

Weights and Measures – In Year 2 we have been learning about weighing and measuring. Make a list of items in your house of items that are 1m high. If you don't have a tape measure you can estimate by using a door handle as a guide. A door is usually 2m high and the handle is usually set at 1m height.

This kind of activity could be repeated with weights and capacity. Check your tins and packet to see which items you can find that are exactly 500ml or 500g.

There are also daily maths activities set for you on purple mash!

Reading



Read Hairy Maclary from Donaldson's Dairy
Now you can enjoy Lynley Dodd's classic story with this online, interactive book from [booktrust.org](https://www.booktrust.org.uk/books-and-reading/have-some-fun/storybooks-and-games/hairy-maclary/)

<https://www.booktrust.org.uk/books-and-reading/have-some-fun/storybooks-and-games/hairy-maclary/>

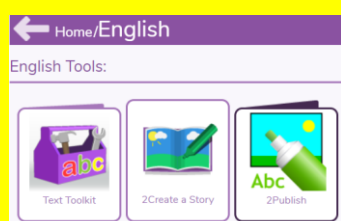
From his friends Bottomley Potts and Schnitzel von Krumm to his big enemy Scarface Claw, there are plenty of characters to meet and enjoy.

There are lots of activities and games about this book on

<https://www.hairymaclary.com/games/>



Writing



Write a letter to your teacher or write a diary entry telling me about some of the clever or exciting things that you have been doing in your house or garden. I've been doing the Jo Wicks work out each day and taking my dog for a long walk. I've also been in school and looked at your amazing online work!

If you do this task online using Purple Mash - 2publish – you can share it with me and even add a picture too!

Topic



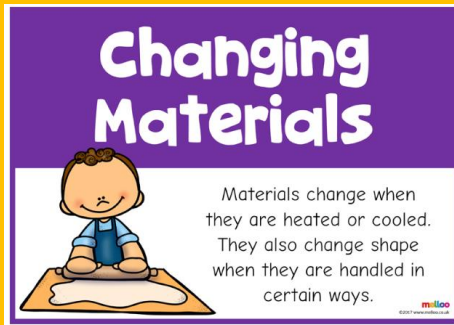
Make a map

Can you make a map or a plan of your front room, kitchen or bedroom. The tricky thing is showing the items from a birds eye view –

Use this youtube video to give you some ideas.

<https://www.youtube.com/watch?v=2IzbSUNwZjs>

Science-



Last week I asked you to look at materials around your house. This week I would like you to think how materials change in different situations.

Ie wax and chocolate melt when they get warm Which other materials and household items change as they get warm or change when they get wet! This can be linked to cooking! Eggs change a lot as they cook, but baked beans only get warmer. Think about how cakes change texture and colour. What other foods change texture and colour when they are cooked.

Please do not cook anything without adult supervision!



Log onto Purple Mash and complete any activities set by your teachers.

<https://www.purplemash.com/sch/stowlawn>

If you can't find your username or password – please contact the school



Log onto TTRS and improve your multiplication skills.

<https://www.ttrockstars.com>

If you can't find your username or password – please contact the school



If you want to find safe online information suitable for children, you could try using Kiddle. Kiddle prioritises content that is child friendly and filters out most content aimed at adults and teens.

Remember to keep safe online.

If you see something that makes you feel worried or upset, tell your parents or carers.

